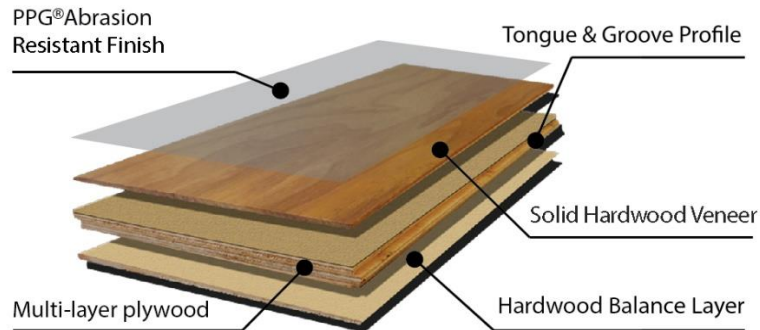


**Features**

- Longer and wider boards offer unparalleled aesthetics
- Indoor Air Quality and Formaldehyde Emission tests: FloorScore certified, CARB 93120 Phase 2 and EPA 40 C.F.R. 770 compliant
- The core is made of multiple plies of cross-grained void free eucalyptus and birch combined plywood



**Product Information**

<b>Product Line</b>	Antique Perspective Plus Engineered Hardwood Flooring
<b>Construction</b>	Tongue and Groove
<b>Wood Species</b>	White Oak
<b>Dimensions</b>	<b>6-1/2" x 1/2" x R.L. (16"-71"/75")</b>
<b>The Look</b>	Wirebrushed
<b>Veneer and Finish</b>	9 coats of PPG® and Aluminum Oxide finish. 1.5mm hardwood veneer
<b>Sawn method</b>	Sliced sawn
<b>Warranty</b>	Please refer to Warranty
<b>Installation</b>	Please refer to Installation Instruction, Care and Maintenance Guide


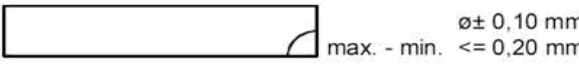
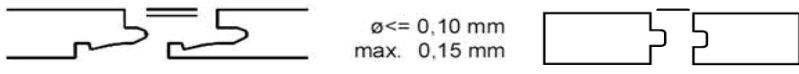

**Essential Characteristics**

Characteristics	Test Method	Requirement	Our products test result
Reaction to fire	EN13501-1	National requirement	Class C fl-s1
Content of pentachlorophenol	CEN/TR 14823	No content allowed	No content
Slip resistance	EN 13893	Class DS: $\mu \geq 0.30$	DS
Formaldehyde Emission	EN 717-1	$\leq 0.5$ mg/L	Pass

**Classification Requirements**

Characteristic	Test Method	Valuation
Effect of a furniture leg	EN 424	We recommend the use of protective mats
Effect of castor chair	EN 425	We recommend using felt pads under all furniture legs
Chemical resistance	EN 13442	Category 5
Bond strength/gross cut test	ISO 2409	Category 0
Moisture content	EN 13489	6-9%

**Tolerance**

Thickness Variance	≤0.5mm
Openings between join panels	≤0.15mm
Dimension Tolerance Length & Width (mm)	
Squareness (mm)	
Height Variation (mm)	
Edge Straightness (mm)	
Flatness	Width Flatness, concave<0.15%, convex<0.20% Length Flatness, concave<0.50%, convex<1.0%

**Packaging Information**

	Length (mm)	Width (mm)	Thickness (mm)	Sq. ft. per Carton	Weight (lb. per carton)
<b>Plank (ENG258-260)</b>	Assorted Lengths 400-1800	165	12		
<b>Plank (ENG261-266)</b>	Assorted Lengths 400-1900	165	12		
<b>Carton (ENG258-260)</b>	1820	170	100	25.6	43
<b>Carton (ENG261-266)</b>	1920	170	100	27	43

**Pallet Information**

	Length (mm)	Width (mm)	Height (mm)	Volume (m³)	# of carton per Pallet	Sq. ft. /pallet	Weight (lb.)
<b>Pallet (ENG258-260)</b>	1820	1020	1000	1.86	54	1382.4	2322
<b>Pallet (ENG261-266)</b>	1920	1020	1000	1.96	54	1458	2322